

ANNUAL REPORT

FY 2025

1,293

Interlibrary
Loans Sent
to Other
Libraries

1,172

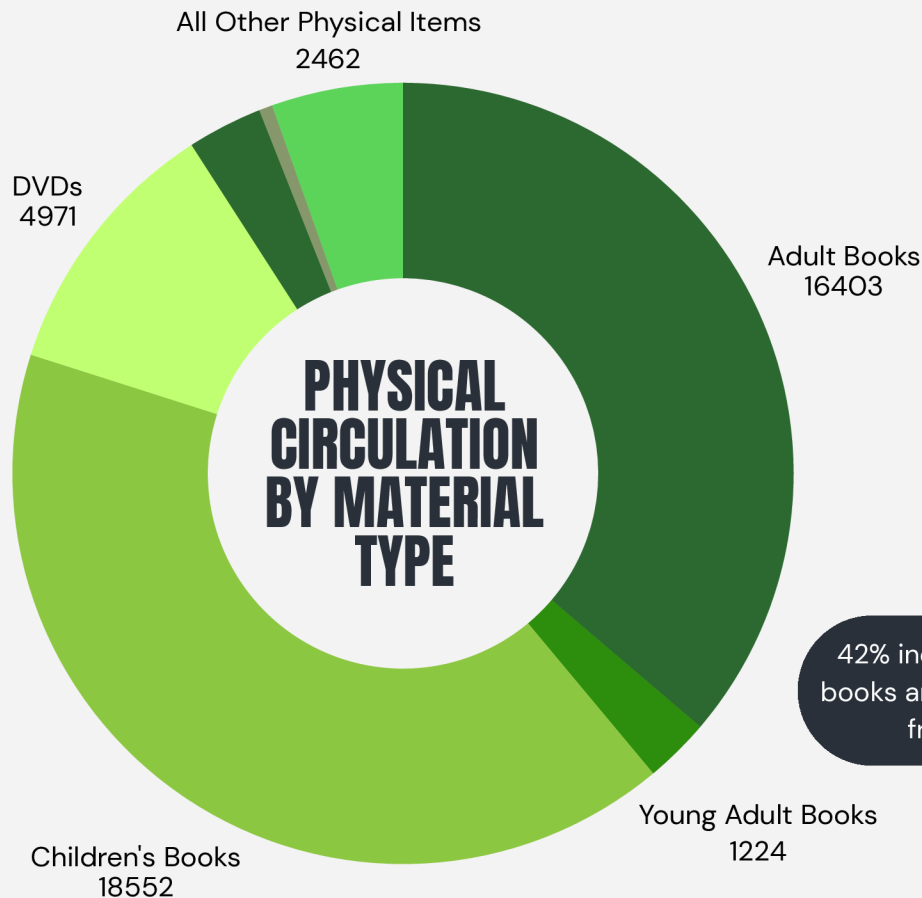
Interlibrary
Loans
Received

3,159

Items Delivered
to Patrons and
Daycare
Facilities

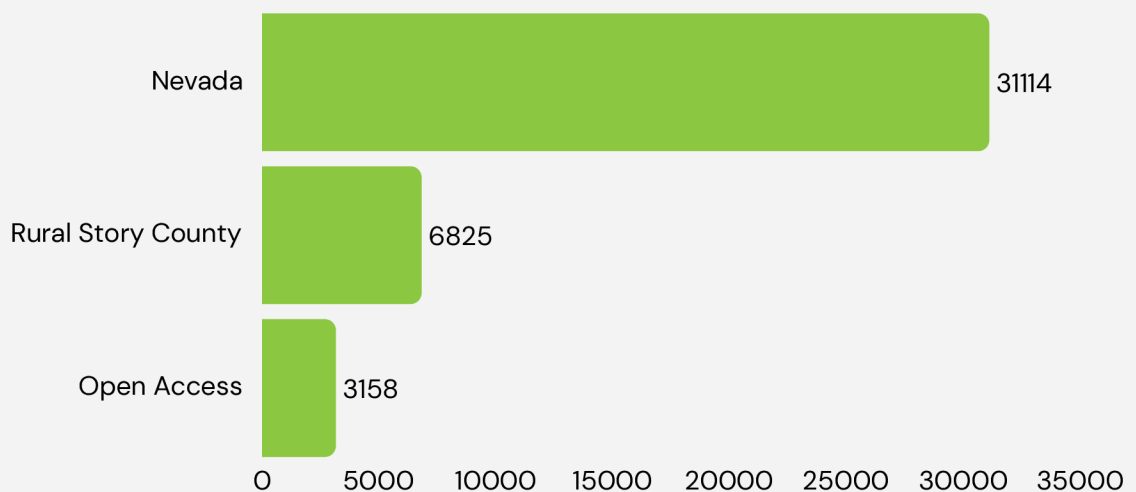
16,533

Digital Usage
including Libby,
Hoopla, and
Other
Databases



42% increase in children's
books and 8% total increase
from FY 2024

PHYSICAL CIRCULATION BY PATRON TYPE



Includes all renewals



6,646
Registered
Users



1946
New
Patrons



949
Study and
Meeting
Room Uses



52,659
Annual
Door Count



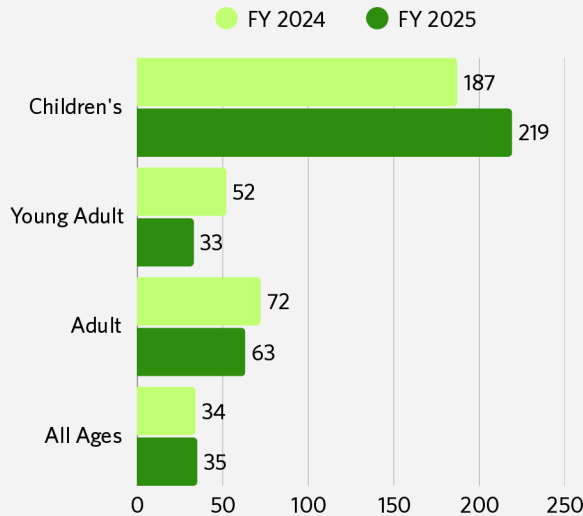
5,226
Computer
Uses



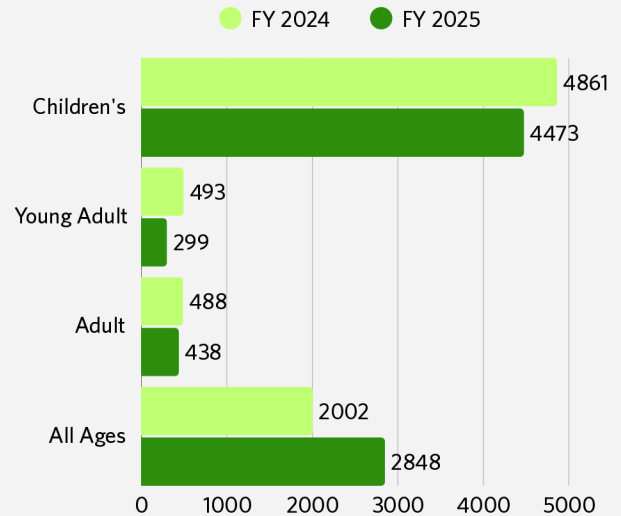
12,246
Wi-Fi
Uses

PROGRAMS BY THE NUMBERS

of Programs



Attendance



LEVEL UP AT YOUR LIBRARY 2025

Due to our growth in 2024, we changed our programming format to offer both morning sessions and afternoon sessions for our kids' programs. We increased our summer door count by 11% and had more kids reading than ever before as evidenced by our increased youth circulation. We had lots of great feedback from kids, parents and grandparents about all the activities and our reading incentives at this year's Summer Reading Program. We are always excited to have such great community partners. This year 36 businesses donated prizes and we had over \$5,000 raised in donations for this program.

\$5,625

DONATIONS

914

COUPONS DONATED BY 36 BUSINESSES FOR PRIZES

1,466

WEEKLY READING LOGS SUBMITTED OVER 8 WEEKS



OTHER ACCOMPLISHMENTS

We received an ALA LTC Accessible Libraries grant to make our circulation desk more accessible. We are working on completing this project by April of 2026. We secured a new Library Director in June. We are also working on adding a Library of Things and have started constructing a plan for this process.